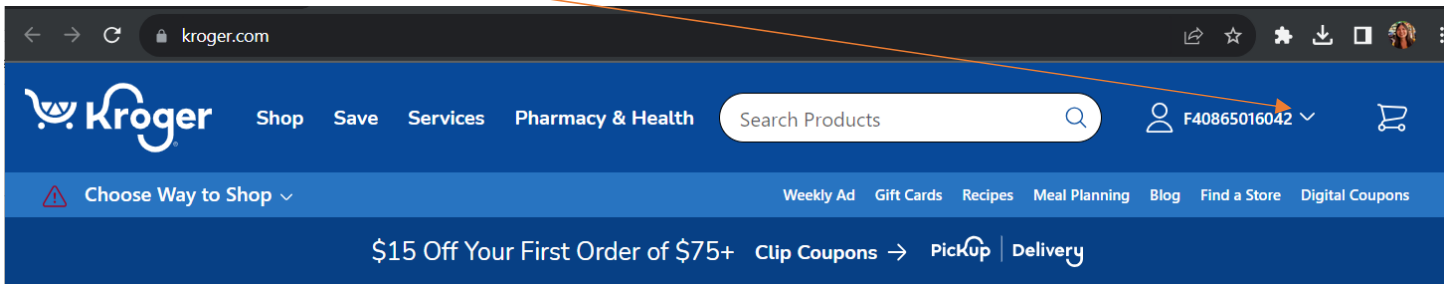


Contents

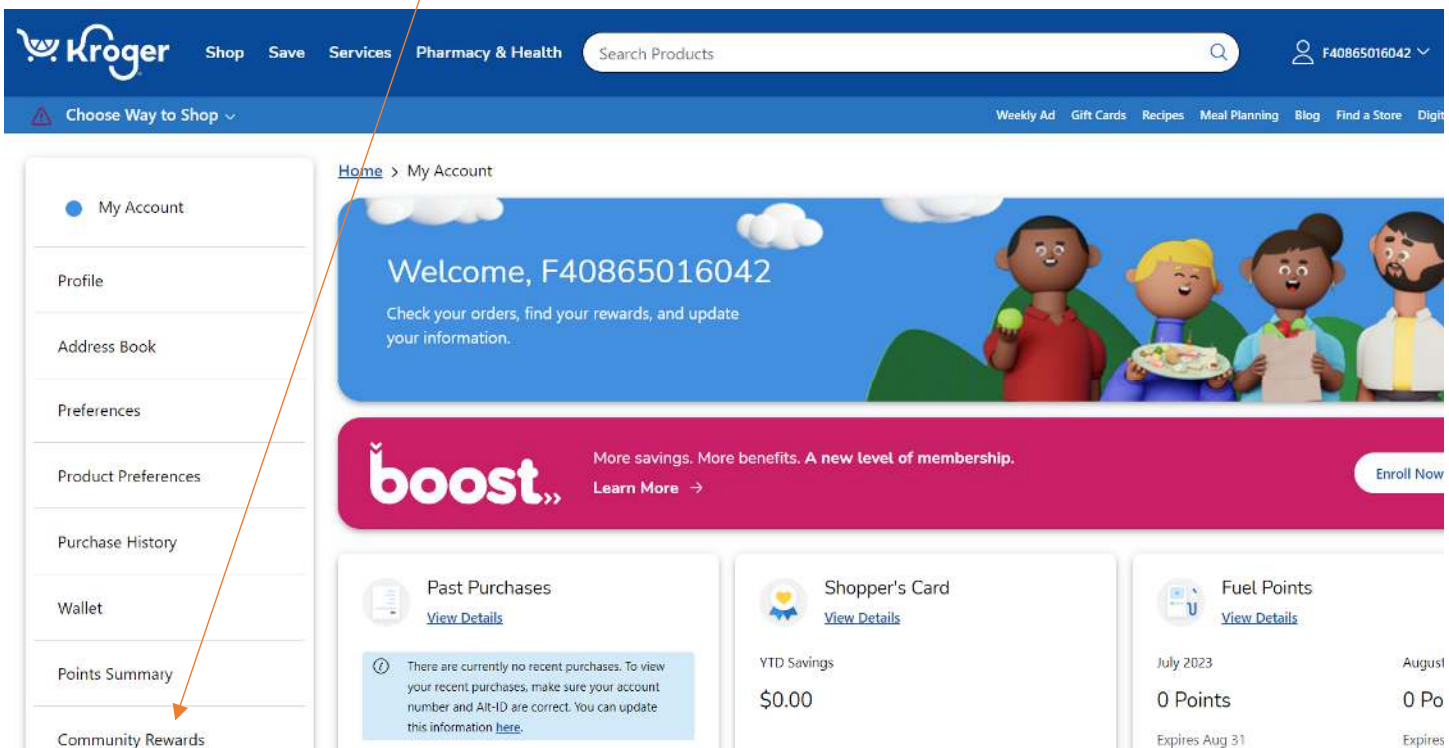
Kroger.....	2
How to change to Lambert Bands if you already have your card linked to another organization.....	4
Publix.....	7
How to change to Lambert Bands if you already have your card linked to another organization.....	9

Kroger

1. Create a digital account by visiting this site: <https://www.kroger.com/account/create/?redirectUrl=/>
2. Link your card to Lambert Bands
 - a. Sign-in to your digital account by going here: <https://www.kroger.com/signin>
 - b. Click on the drop-down next to your account number:



- c. Click on My Account
- d. Click on Community Rewards



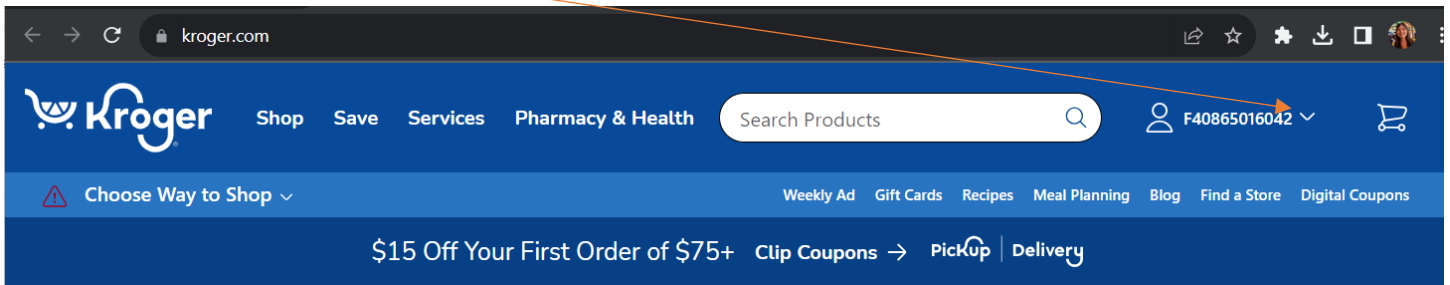
e. Under “Find an Organization, type-in “Lambert Allied”:

The screenshot shows the Kroger website's 'Find an Organization' page. The top navigation bar includes the Kroger logo, 'Shop', 'Save', 'Services', and 'Pharmacy & Health'. A search bar contains 'Search Products'. A user account icon shows 'F40865016042'. Below the navigation bar, there are links for 'Choose Way to Shop', 'Weekly Ad', 'Gift Cards', 'Recipes', 'Meal Planning', 'Blog', 'Find a Store', and 'Digital Coupons'. On the left, there are buttons for 'Community Rewards' and 'My Prescriptions'. A message box states: 'Choosing a different organization will replace your existing enrollment.' Below this, there is a '< Back' link and a 'Find an Organization' section. The search input field contains 'lambert allied' and has a magnifying glass icon. To the right, a dropdown menu for 'Filter by type of Organization:' is set to 'All'. Under 'Search Results', there are three organization cards. The first card is for 'LAMBERT ALLIED STAMPEDE SUPPORT ORG.' with address '1595 PEACHTREE PKWY STE. 204-231 CUMMING, GA 30041' and an 'Enroll' button. The second card is for 'ACTING TROUPE OF LAMBERT' with address '805 NICHOLS RD SUWANEE, GA 30024' and an 'Enroll' button. The third card is for 'Allied Arts' with address '201 N. Wayne St. Milledgeville, GA 31061' and an 'Enroll' button. An orange arrow points from the text 'Under “Find an Organization, type-in “Lambert Allied”:' to the search input field. Another orange arrow points from the text 'Click Enroll' to the 'Enroll' button of the first organization card.

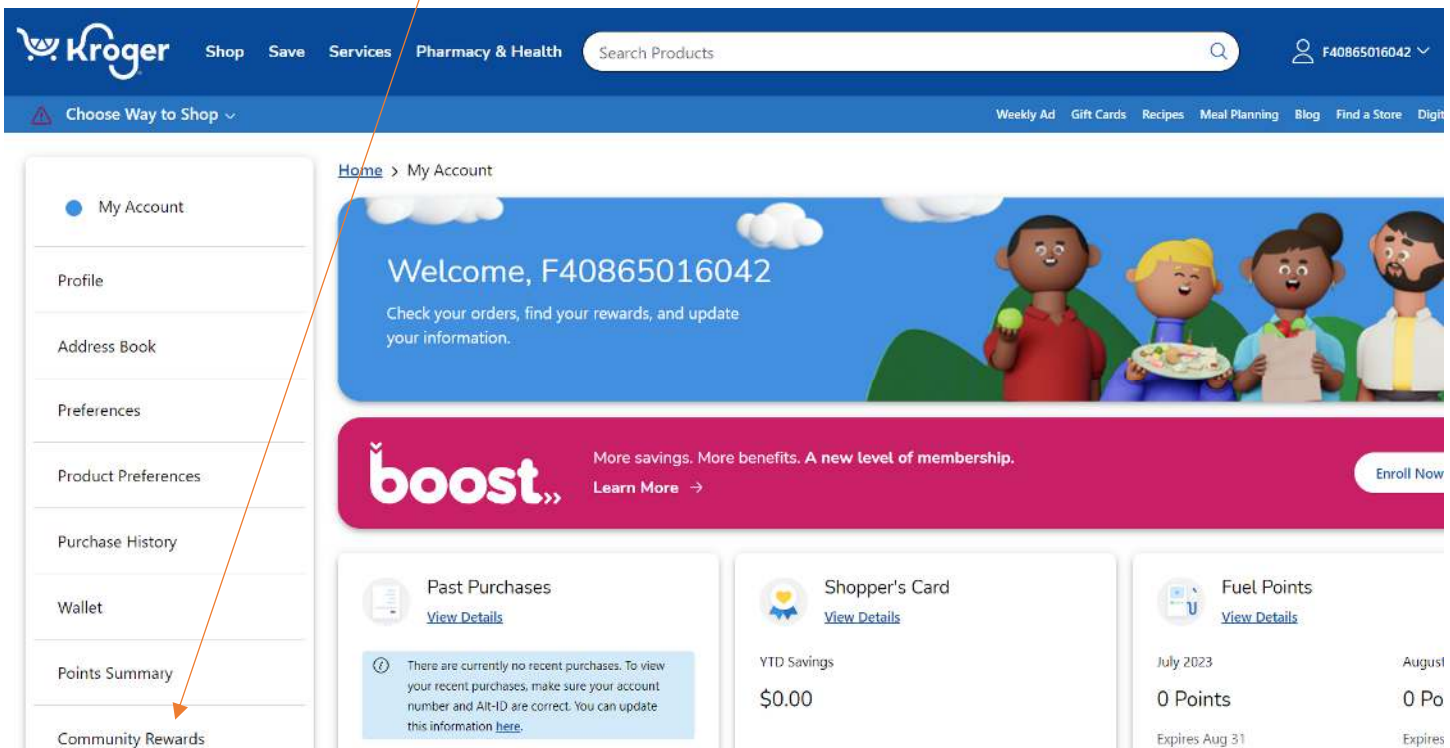
f. Click Enroll

How to change to Lambert Bands if you already have your card linked to another organization

- a. Sign-in to your digital account by going here: <https://www.kroger.com/signin>
- b. Click on the drop-down next to your account number:



- c. Click on My Account
- d. Click on Community Rewards



e. Click "Change Organization"

Kroger Shop Save Services Pharmacy & Health Search Products

Choose Way to Shop Weekly Ad Gift Cards

Community Rewards

Earn money for your community organization when you use your loyalty

Donation Summary

Status: **enrolled**

Organization Name: **LAMBERT ALLIED STAMPEDE SUPPORT ORG.**

Enrollment Date: **09/19/2022**

Organization Number: **LL739**

[Change Organization](#) [Cancel Enrollment](#)

f. The website might look like this:

Kroger Shop Save Services Pharmacy & Health Search Products F40865016042

Choose Way to Shop Weekly Ad Gift Cards Recipes Meal Planning Blog Find a Store Digital Coupons

Search Results

Organization Name 1 Family 2 Another Outreach INC Organization Address 3537 Creighton Rd SW Atlanta, GA 30331 Enroll	Organization Name 1 LITTLE MEAL, INC Organization Address 14 Lake Eagle Ct Cartersville, GA 30121 Enroll	Organization Name 1 on 1 Personal Development Organization Address P O Box 830542 Stone Mountain, GA 30083 Enroll
--	--	---

Page up so you can see the "Find an Organization" field.

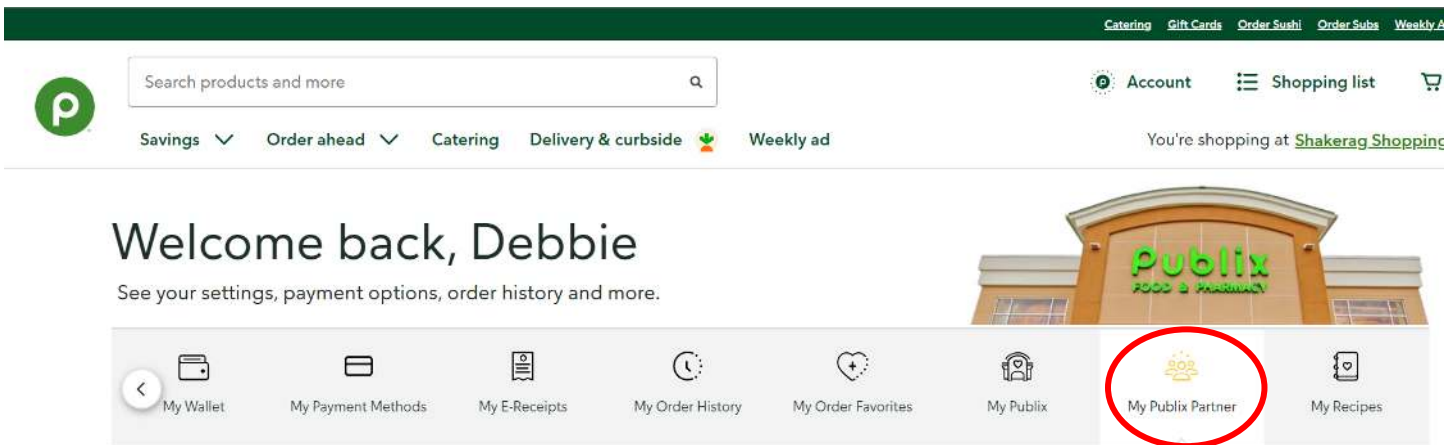
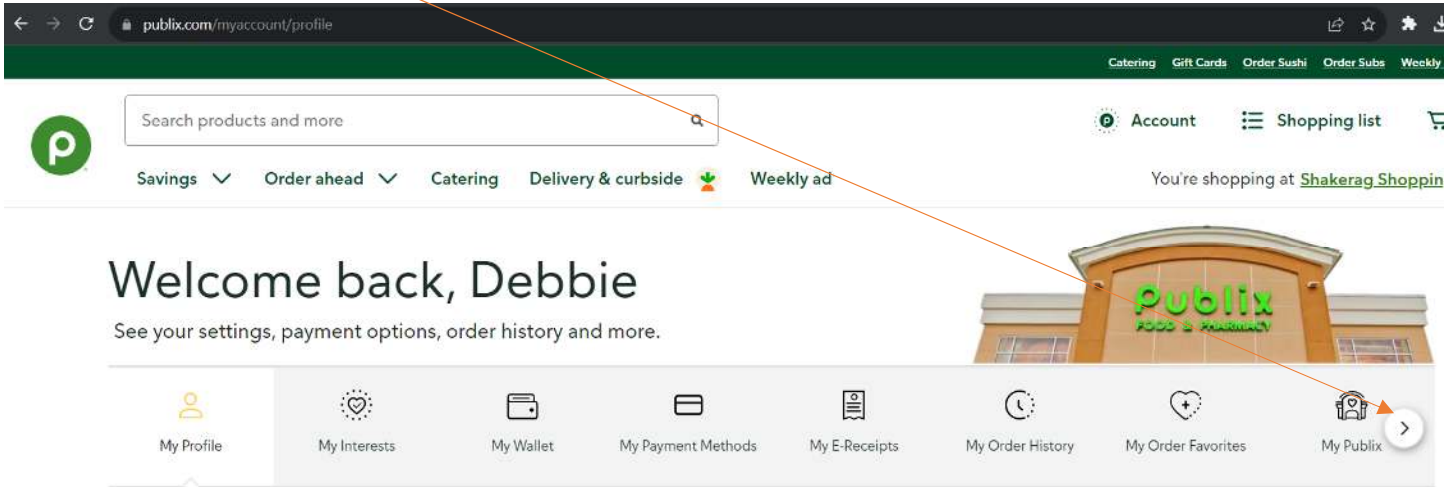
Under "Find an Organization, type-in "Lambert Allied":

The screenshot shows the Kroger website's search interface. At the top, there is a navigation bar with the Kroger logo, links for Shop, Save, Services, and Pharmacy & Health, a search bar labeled 'Search Products', and a user account icon with the ID 'F40865016042'. Below the navigation bar, there are options for 'Choose Way to Shop' (Community Rewards, My Prescriptions) and a secondary navigation bar with links for Weekly Ad, Gift Cards, Recipes, Meal Planning, Blog, Find a Store, and Digital Coupons. A message box states: 'Choosing a different organization will replace your existing enrollment.' Below this, there is a 'Find an Organization' section with a search input field containing 'lambert allied' and a filter dropdown set to 'All'. The search results are displayed in three columns, each with an 'Enroll' button. The first result is 'LAMBERT ALLIED STAMPEDE SUPPORT ORG.' with address '1595 PEACHTREE PKWY STE. 204-231 CUMMING, GA 30041'. The second is 'ACTING TROUPE OF LAMBERT' with address '805 NICHOLS RD SUWANEE, GA 30024'. The third is 'Allied Arts' with address '201 N. Wayne St. Milledgeville, GA 31061'. An arrow points from the text above to the search input field, and another arrow points from the text below to the 'Enroll' button of the first result.

Click Enroll

Publix

1. [Join Club Publix](#), if you are not a member already. Terms and conditions apply.
2. [Log in](#) to your Club Publix account. Select “My Publix Partner” in your profile to choose your organization (might need to scroll to the right to see it).



3. Look for “Lambert High School Band Boosters”, click Save

My Publix Partner

Help earn money for your school by using your Publix Partners card at participating Publix Super Markets.

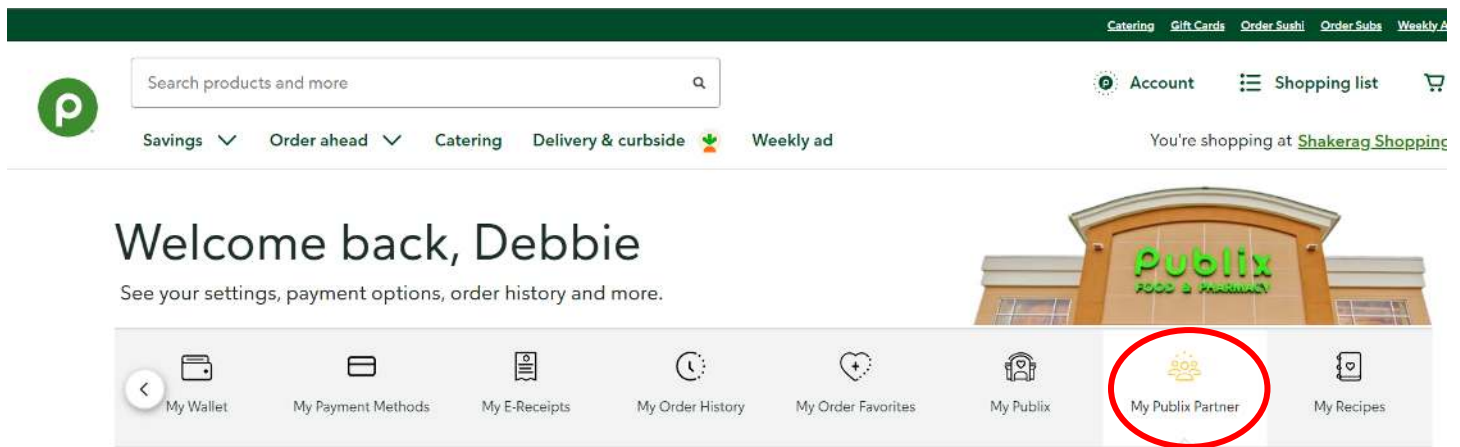
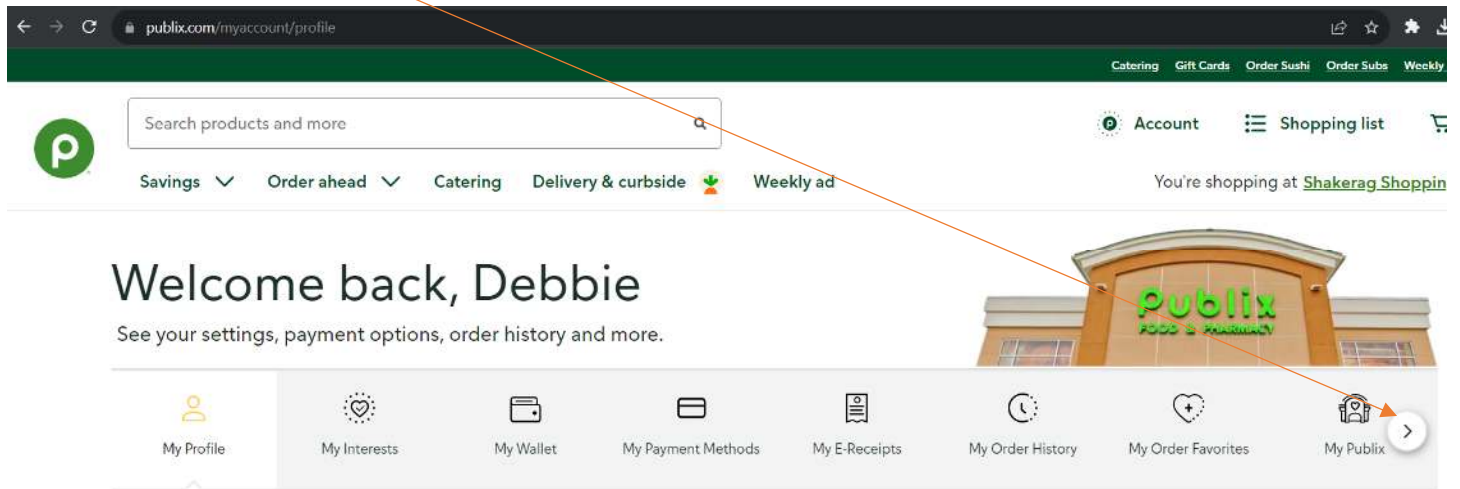
[LEARN ABOUT PUBLIX PARTNERS](#)

Select a school to be your Publix Partner. You can search by school, city, or zip code.

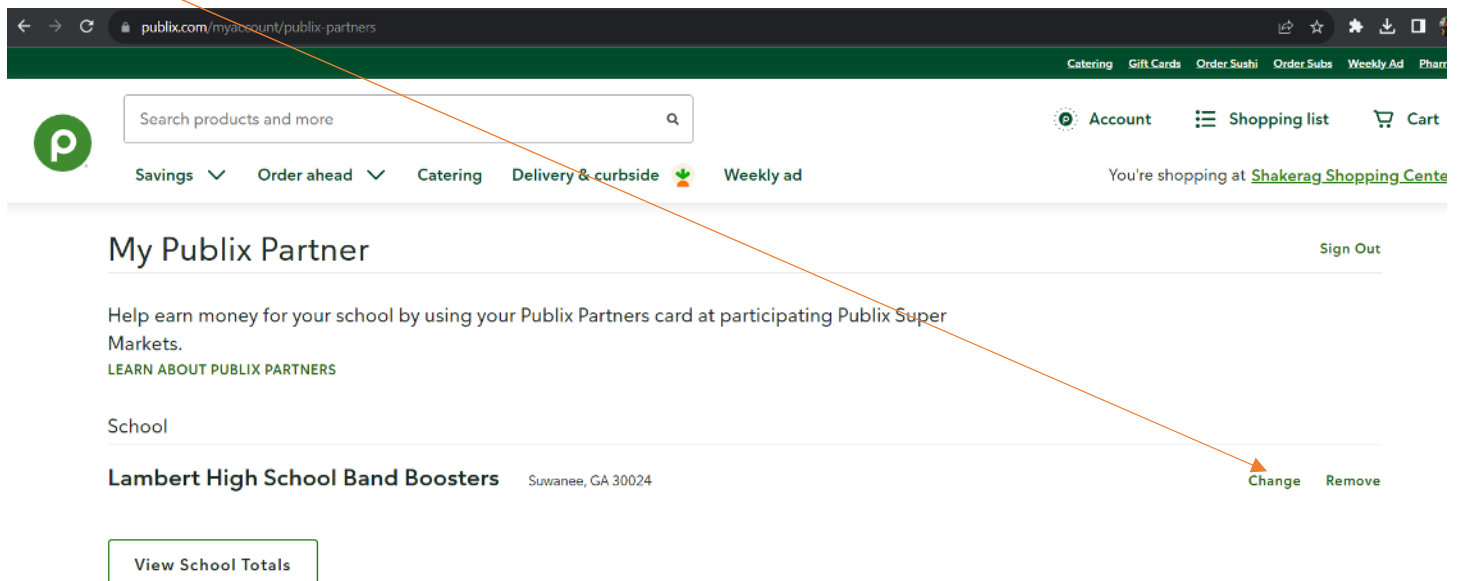
4. Pay with the Publix app or enter your phone number at checkout, and Publix will donate a portion of your eligible purchase to your school (all in-store purchases are eligible, excluding gift cards, alcohol, tobacco, lottery tickets, money services, postage stamps, and prescriptions. Not available at Florida stores, Publix GreenWise Market stores, or with online transactions including Instacart).

How to change to Lambert Bands if you already have your card linked to another organization

1. [Log in](#) to your Club Publix account. Select “My Publix Partner” in your profile to choose your organization (might need to scroll to the right to see it).



Click Change



Look for "Lambert High School Band Boosters", click Save

My Publix Partner

Help earn money for your school by using your Publix Partners card at participating Publix Super Markets.

[LEARN ABOUT PUBLIX PARTNERS](#)

Select a school to be your Publix Partner. You can search by school, city, or zip code.

Lambert High School Band Boosters

